

Street Scenes

Names: _____

The **Museum** and **Ice Cream Stand** are in the middle

The **Police Station** is next to the Museum

The **Cafe** is next to the Ice Cream Stand

The Museum is to the right of the Police Station



A not-for-profit organisation Copyright © 2022 Australasian Problem Solving Mathematical Olympiads (APSMO) Inc. All rights reserved.

Street Scenes

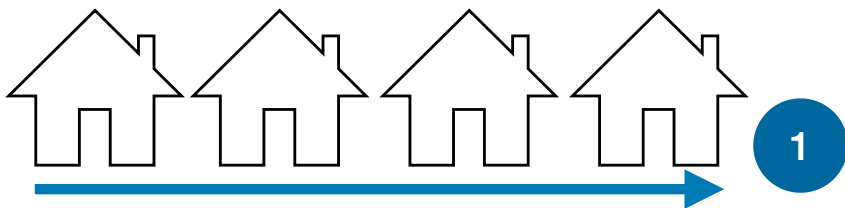
Names: _____

The **Museum** is next to the **Police Station**

The Museum and **Ice Cream Stand** are in the

The **Cafe** is only next to one building

The Cafe comes before the Police Station



A not-for-profit organisation Copyright © 2022 Australasian Problem Solving Mathematical Olympiads (APSMO) Inc. All rights reserved.

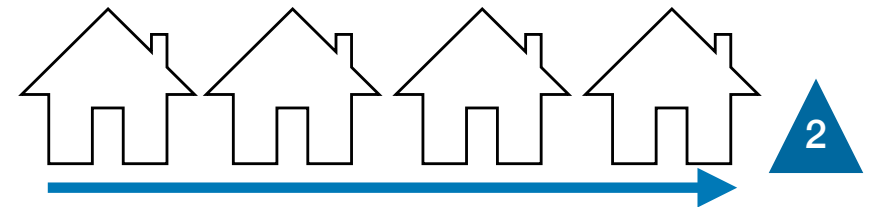
Street Scenes

Names: _____

The **Museum** is directly to the right of the **Police Station**

The Police Station is between the **Cafe** and Museum

The **Ice Cream Stand** to the left of the Cafe



A not-for-profit organisation Copyright © 2022 Australasian Problem Solving Mathematical Olympiads (APSMO) Inc. All rights reserved.

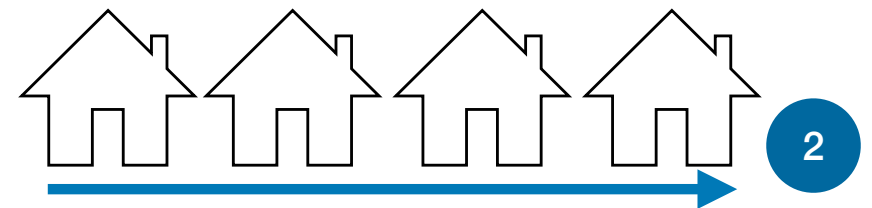
Street Scenes

Names: _____

The **Ice Cream Stand** is at the end

The **Museum** is next to the **Cafe**

The **Police Station** is directly to the left of the Cafe



A not-for-profit organisation Copyright © 2022 Australasian Problem Solving Mathematical Olympiads (APSMO) Inc. All rights reserved.

Street Scenes

Names: _____

The **Hospital** is between the **Cafe** & the Ice Cream Stand

The Hospital is before the **Museum**

The **Ice Cream Stand** is only next to one building

The Museum is directly left of the **Police Station**



Street Scenes - Create Clues

Names: _____

Add two clues so this puzzle can be solved

The Cafe is not on an end

The Ice Cream Stand is between the Cafe and Museum



Street Scenes

Names: _____

The **Cafe** and **Police Station** are the furthest apart

The **Museum** is between the Cafe and the **Hospital**

The **Ice Cream Stand** is directly right of the Hospital



Street Scenes - Create Clues

Names: _____

Add two clues so this puzzle can be solved

The Police Station is in the middle

The Cafe is next to only one building



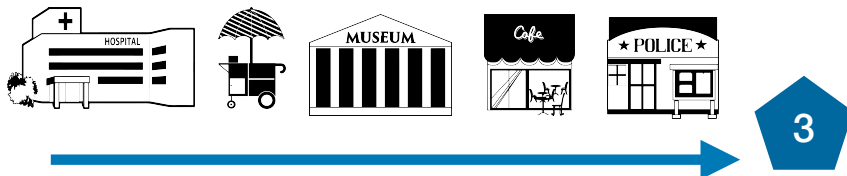
Street Scenes - Create Clues

Names: _____

Add two clues so this puzzle can be solved

The Cafe is next to the Police Station

The Hospital only next to one other building



Street Scenes - Create Clues

Names: _____

Add two clues so this puzzle can be solved

The Cafe is in the middle

The Ice Cream Stand is directly left of the Police Station

